

SUSTAINABLE LIGHTING

- Approx. 90 percent reduction of CO₂-consumption during manufacturing ¹⁾
- Proven Product Carbon Footprint (PCF)
- Housing made of recycled and recyclable high performing polymer
- High-value surface without environmentally harmful (powder-) painting



LEADING ENERGY EFFICIENCY

- 1.000 to 3.700 lm luminous flux
- Up to 180 lm/W system efficiency at 1.000 to 1.999 lm
- Up to 140 lm/W system efficiency at 2.000 to 3.700 lm
- Highly efficient Oechsler Hybrid Optics (OHO) with plastic lens
- Up to 70% higher illuminance (lux) in the core light beam ²⁾



LEADING LIGHTING QUALITY & COMPACT DESIGN

- CRI > 90, focused core light beam and homogeneous light distribution
- Harmonic transition from the core light beam towards the peripheral area
- 4 beam angles, various light colours, optional anti-glare ring
- Adjustable without protective gloves
- Only 67 mm in diameter and 500 g in weight



MADE IN GERMANY

- Manufacturing on highest quality level and German environmental standards
- ISO 9001 and IATF 16949 (Automotive), ISO 14001, ISO 50001
- ENEC und EMC certified by VDE (German Association for Electrical, Electronic & Information Technologies)
- Photometric measurements by DIAL lab
- Agile supply chain with short transportations

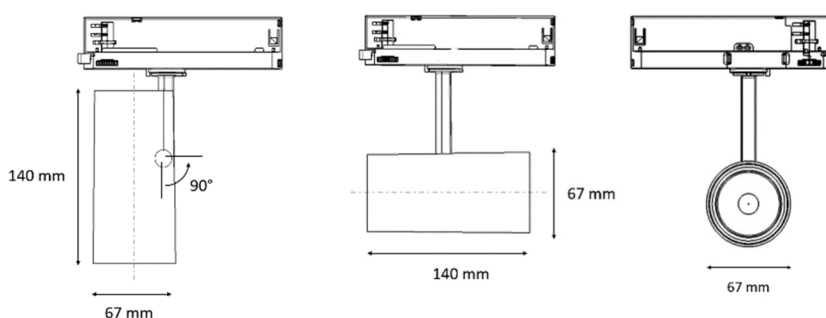
¹⁾ compared to spot track lights with aluminium housing and reflector

²⁾ compared to spot track lights with reflector

Type of luminaire	LED track light
Application	Accent lighting
LED luminous flux	1.000 to 3.700 lm
System efficiency	up to 180 lm/W (1.000 to 1.999 lm) up to 140 lm/W (2.000 to 3.700 lm)
PCF Cradle to Gate	Ø 4,18 kg CO ₂ e / track light (black) Ø 4,51 kg CO ₂ e / track light (white)
PCF Cradle to Grave (over 5 years)	Up to 99,1 kg CO ₂ e / track light (1.000 bis 1.999 lm) Up to 189 kg CO ₂ e / track light (2.000 bis 3.700 lm)
UGR	20,7 ³⁾
Mounting	3 phases power track (not suitable for vertical mounting)
Pan/tilt range	330° turning range, 90° swivel range
LED-Modules	Philips Fortimo SLM HE+
Driver	Philips Xitanium LED adapter driver
Light colour	927, Premium White: 930, 935, 940 additional light colours on request
Colour consistency	2 SDCM
Colour rendering index	>90
Beam angles	Super Spot, Spot, Flood, Wide Flood
LED lifetime	66.000 h L90B10 @ 25°C (Spot, Flood) 50.000 h L80B10 @ 25°C (Super Spot, Wide Flood)
Nominal voltage	220 – 240 V, 50/60 Hz
Housing	Recycled high performing polymer Matt, fine-structured surface
Cooling	passive
Luminaire colour	black (similar RAL 9004), white (similar RAL 9003), additional colours on request
Weight	0,5 kg
Warrenty	5 years
IP-Class	IP20
Protection Class	II
Test seals	CE, ENEC, EMV



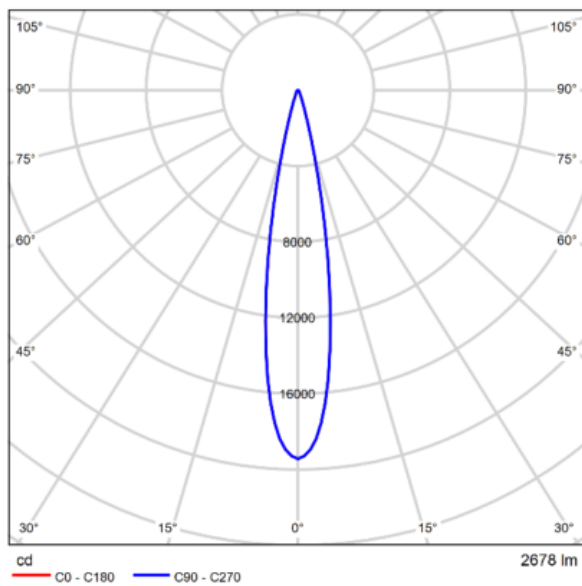
³⁾ Super Spot



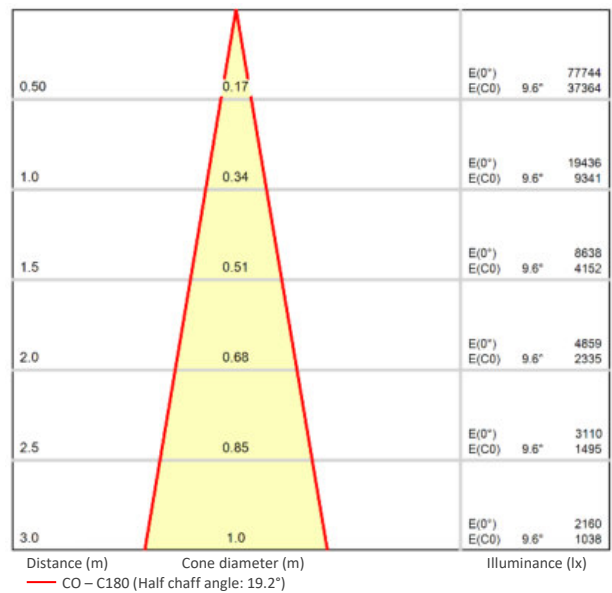
Super Spot

Luminous flux class	Light colour	System luminous flux	CRI	System wattage	System efficiency
1.000 – 1.499 lm	930	1195 lm	> 90	8,2 W	146 lm/W
	935	1250 lm	> 90	8,2 W	152 lm/W
	940	1340 lm	> 90	8,2 W	163 lm/W
1.500 – 1.999 lm	930	1620 lm	> 90	14,4 W	113 lm/W
	935	1695 lm	> 90	14,4 W	118 lm/W
	940	1810 lm	> 90	14,4 W	126 lm/W
2.000 – 2.499 lm	930	2190 lm	> 90	21,0 W	104 lm/W
	935	2295 lm	> 90	21,0 W	109 lm/W
	940	2450 lm	> 90	21,0 W	117 lm/W
2.500 – 3.000 lm	930	2680 lm	> 90	24,6 W	105 lm/W
	935	2805 lm	> 90	24,6 W	110 lm/W
	940	2875 lm	> 90	24,6 W	113 lm/W

Polar luminous intensity distribution



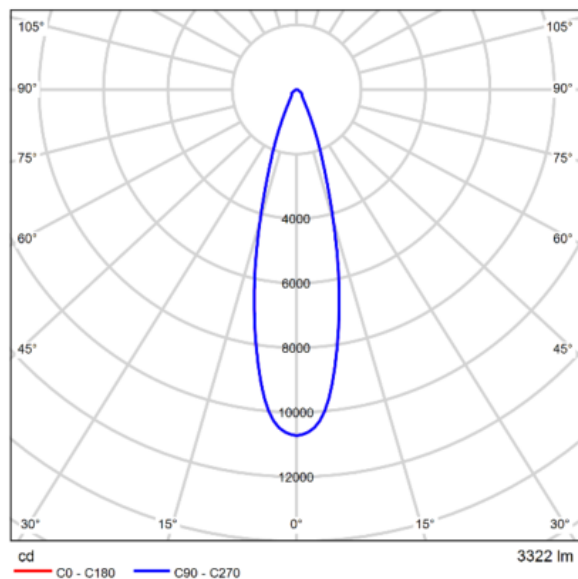
Cone diagram



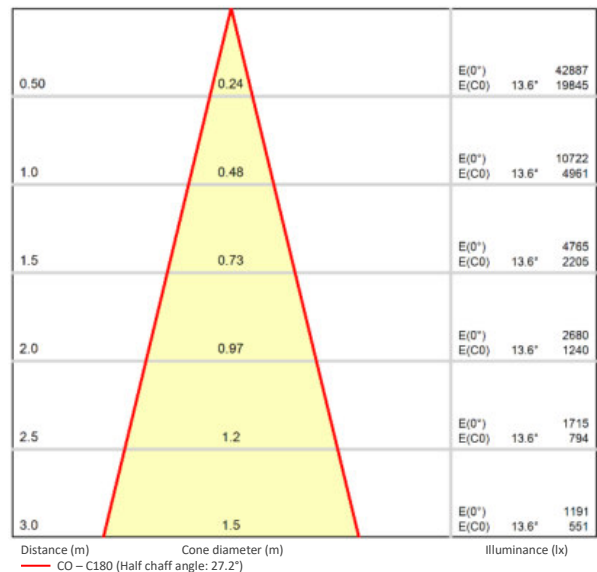
Spot

Luminous flux class	Light colour	System luminous flux	CRI	System wattage	System efficiency
1.000 – 1.499 lm	927	1255 lm	> 90	8,0 W	157 lm/W
	930	1365 lm	> 90	8,0 W	171 lm/W
	935	1400 lm	> 90	8,0 W	175 lm/W
	940	1470 lm	> 90	8,0 W	184 lm/W
1.500 – 1.999 lm	927	1685 lm	> 90	13,6 W	124 lm/W
	930	1835 lm	> 90	13,6 W	135 lm/W
	935	1885 lm	> 90	13,6 W	139 lm/W
	940	1980 lm	> 90	13,6 W	146 lm/W
2.000 – 2.499 lm	927	2255 lm	> 90	19,9 W	113 lm/W
	930	2470 lm	> 90	19,9 W	124 lm/W
	935	2540 lm	> 90	19,9 W	128 lm/W
	940	2660 lm	> 90	19,9 W	134 lm/W
2.500 – 2.999 lm	927	2740 lm	> 90	24,2 W	113 lm/W
	930	2725 lm	> 90	22,0 W	124 lm/W
	935	2800 lm	> 90	22,0 W	127 lm/W
	940	2940 lm	> 90	22,0 W	134 lm/W
3.000 – 3.700 lm	927	3235 lm	> 90	26,4 W	123 lm/W
	930	3510 lm	> 90	26,4 W	133 lm/W
	935	3610 lm	> 90	26,4 W	137 lm/W
	940	3695 lm	> 90	26,4 W	140 lm/W

Polar luminous intensity distribution



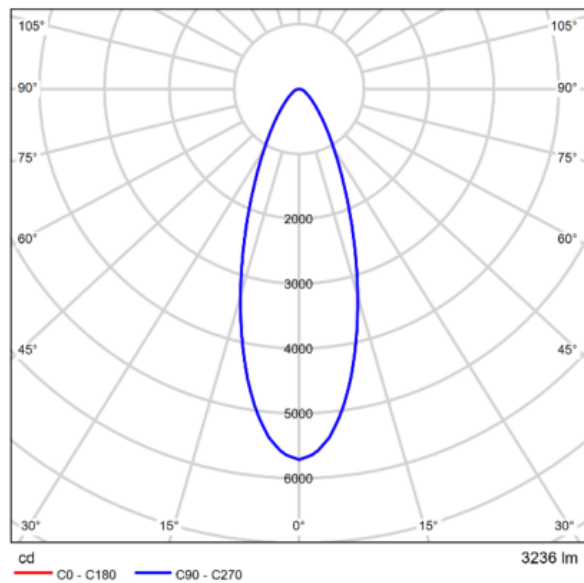
Cone diagram



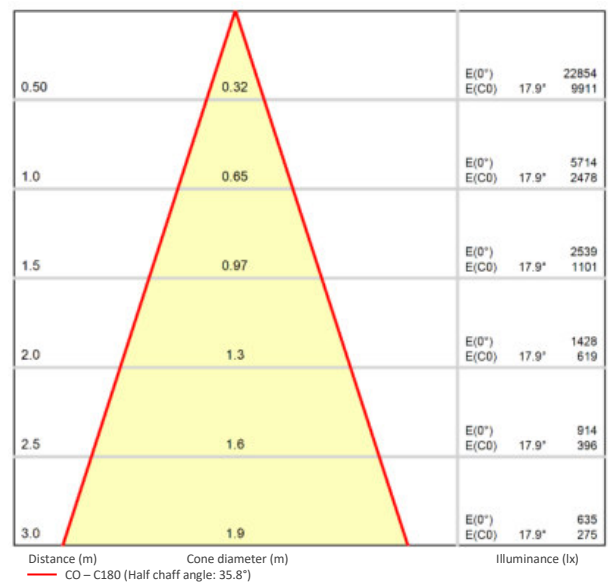
Flood

Luminous flux class	Light colour	System luminous flux	CRI	System wattage	System efficiency
1.000 – 1.499 lm	927	1220 lm	> 90	7,9 W	154 lm/W
	930	1320 lm	> 90	7,9 W	167 lm/W
	935	1360 lm	> 90	7,9 W	172 lm/W
	940	1430 lm	> 90	7,9 W	181 lm/W
1.500 – 1.999 lm	927	1630 lm	> 90	13,6 W	120 lm/W
	930	1780 lm	> 90	13,6 W	131 lm/W
	935	1830 lm	> 90	13,6 W	138 lm/W
	940	1920 lm	> 90	13,6 W	144 lm/W
2.000 – 2.499 lm	927	2190 lm	> 90	19,8 W	111 lm/W
	930	2395 lm	> 90	19,8 W	121 lm/W
	935	2460 lm	> 90	19,8 W	124 lm/W
	940	2580 lm	> 90	19,8 W	130 lm/W
2.500 – 2.999 lm	927	2660 lm	> 90	24,0 W	111 lm/W
	930	2645 lm	> 90	21,9 W	120 lm/W
	935	2720 lm	> 90	21,9 W	124 lm/W
	940	2850 lm	> 90	21,9 W	130 lm/W
3.000 – 3.700 lm	927	3150 lm	> 90	26,0 W	121 lm/W
	930	3420 lm	> 90	26,0 W	132 lm/W
	935	3515 lm	> 90	26,0 W	135 lm/W
	940	3560 lm	> 90	26,0 W	137 lm/W

Polar luminous intensity distribution



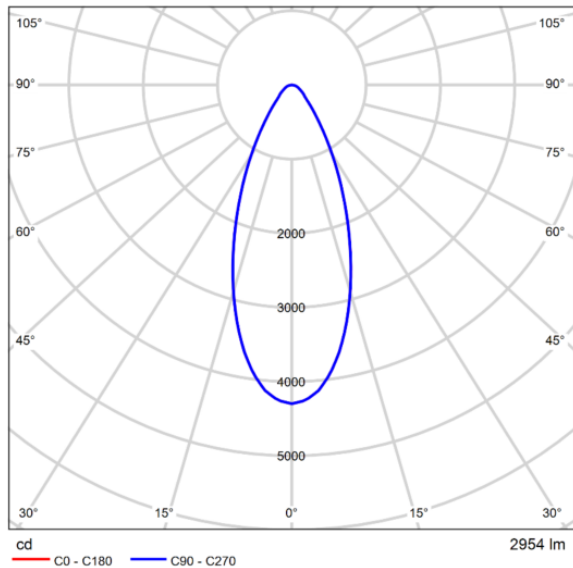
Cone diagram



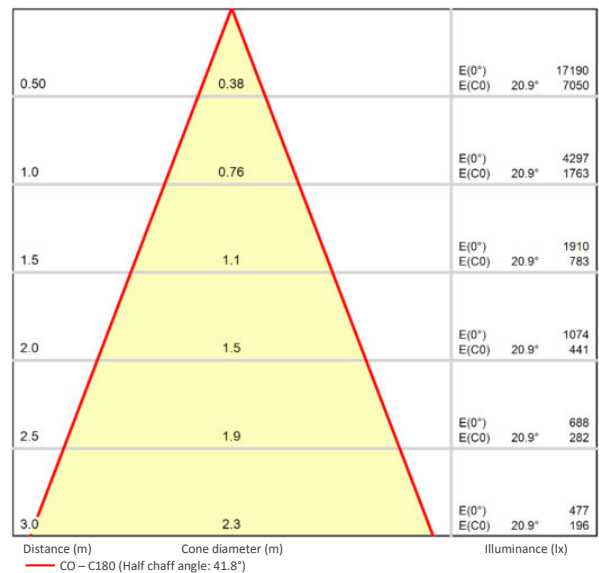
Wide Flood

Luminous flux class	Light colour	System luminous flux	CRI	System wattage	System efficiency
1.000 – 1.499 lm	930	1270 lm	> 90	8,1 W	157 lm/W
	935	1365 lm	> 90	8,1 W	169 lm/W
	940	1420 lm	> 90	8,1 W	175 lm/W
1.500 – 1.999 lm	930	1745 lm	> 90	14,1 W	124 lm/W
	935	1875 lm	> 90	14,1 W	133 lm/W
	940	1950 lm	> 90	14,1 W	138 lm/W
2.000 – 2.499 lm	930	2155 lm	> 90	20,9 W	103 lm/W
	935	2315 lm	> 90	20,9 W	111 lm/W
	940	2405 lm	> 90	20,9 W	115 lm/W
2.500 – 2.999 lm	930	2660 lm	> 90	24,6 W	108 lm/W
	935	2855 lm	> 90	24,6 W	116 lm/W
	940	2970 lm	> 90	24,6 W	121 lm/W
3.000 – 3.700 lm	930	3250 lm	> 90	27,9 W	116 lm/W
	935	3315 lm	> 90	27,9 W	119 lm/W
	940	3380 lm	> 90	27,9 W	121 lm/W

Polar luminous intensity distribution



Cone diagram



Glare Ring

Colour	black (similar RAL 9004)
Material	Up to 100% Recycled polymer Matt, fine-structured surface
Mounting	Assembly ex works
Fastening	Bayonet lock
Dimensions	luminaire extends by 10 mm
UGR	< 18 ⁴⁾



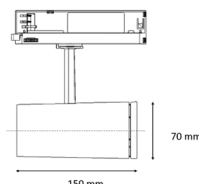
⁴⁾ Super Spot, Spot

Luminous flux and illuminance with glare ring

	Super Spot	Spot	Flood	Wide Flood
Luminous flux [lm]	95 %	93 %	90 %	90 %

Illuminance at half scattering angle:

- Super Spot, Spot: no reduction
- Flood, Wide Flood: marginal reduction in the peripheral area



All information has been carefully prepared and checked by reputable institutes in Germany. Errors excepted. We reserve the right to make technical changes as long as they serve further development and improvement. Luminous flux and system efficiency data are subject to a tolerance of +/- 10%. LED lifetime data at ambient temperature (ta) 25°C. All dimensions in mm. Product illustrations are exemplary and may differ from the original.

Legal form of the Company: Aktiengesellschaft | Registered office: Ansbach | Registry court: Ansbach | Registry number: HRB 3182 |
Executive Board: Christoph Faßhauer, Dr. Claudius M. Kozlik (Chairman), Karl Ostler, Raik Lüder |
Chairman of the Supervisory Board: Dipl.-Kfm. Wolf M. Mang